

Submit Guest/Sponsored Post [Contact Us Here](https://www.wiknix.com/contact-us/)
(<https://www.wiknix.com/contact-us/>).

W I K N I X



Solved: This app has been blocked for your protection

Last updated on June 17, 2017 By [Jay Bokhiria](https://www.wiknix.com/author/jay-bokhiria/) (<https://www.wiknix.com/author/jay-bokhiria/>)

I received the error **This app has been blocked for your protection** in **Windows 10** and I solved it. So follow steps to solve this error. The error occurs when you're trying to install software or any setup.exe or some .exe applications. I received an error when I was trying to install Widcomm Bluetooth software, when I was trying to open setup.exe, the error occurs and appear error dialog box and it says "**this app has been blocked for**

dialog box and it says, **this app has been blocked for your protection** – *An administrator has blocked you from running this app.* For more information, contact the administrator.”



(<https://i0.wp.com/www.wiknix.com/wp-content/uploads/2015/08/This-app-has-been-blocked-for-your-protection.png?ssl=1>)

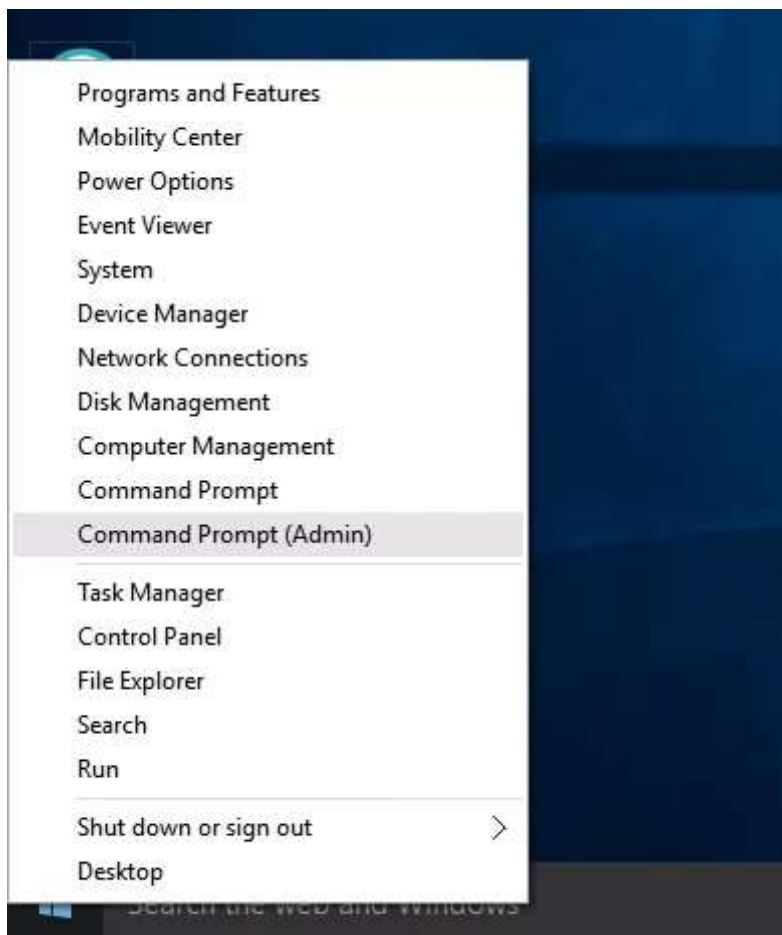
Also the Publisher appears as a Not trusted. The **odd thing is I'm the Administrator** and I **also changed UAC settings** (User account settings) but **no luck**. After a 5 days of hard work and it's one of the very frustrating experience of my life, but finally I found the solution for this problem. So follow steps carefully to **solve this app has been blocked for your protection error in Windows 10**.

How To Fix this app has been blocked for your protection Error

Problem: The problem of “this app has been blocked for your protection” error is, In Windows 10, the hidden built-in Administrator account available and that account blocked .exe file to run. So first of all, here I enable the hidden administrator account.

Step 1:

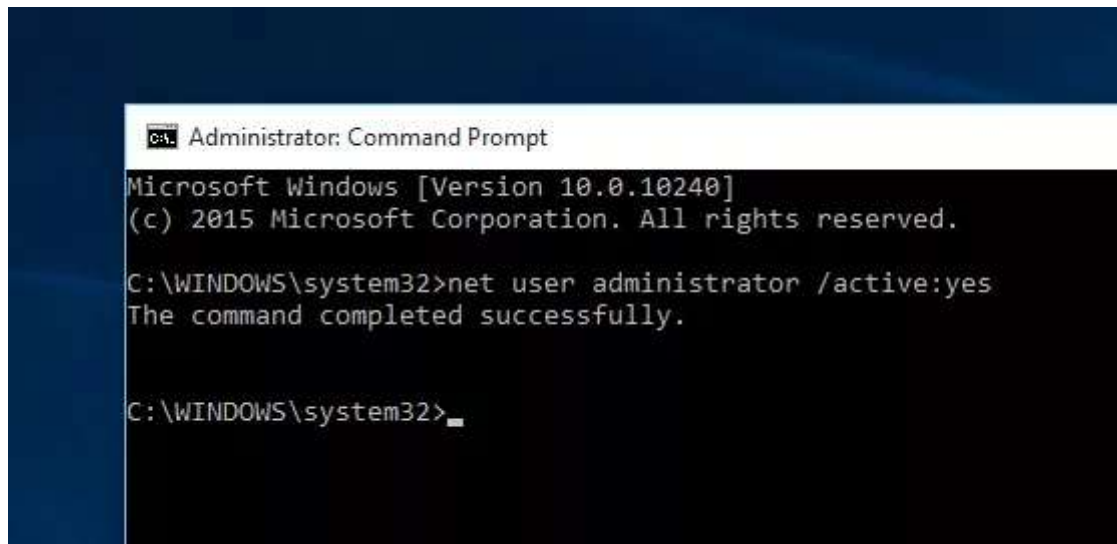
Right click on Windows logo and open **Command Prompt (Admin)**.



(<https://i1.wp.com/www.wiknix.com/wp-content/uploads/2015/08/Command-Prompt-Admin.png?ssl=1>).

Step 2:

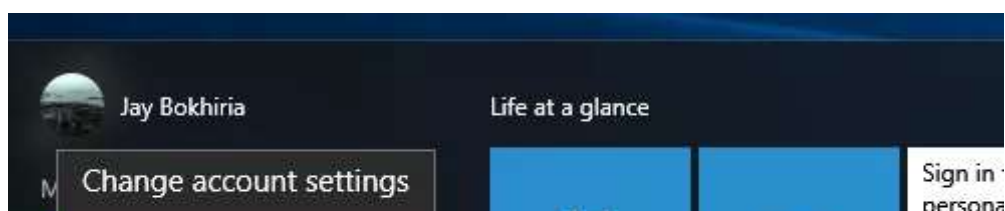
Now type “**net user administrator /active:yes**” and press enter. You will see the successful message.



(<https://i2.wp.com/www.wiknix.com/wp-content/uploads/2015/08/net-user-administrator-active-yes.png?ssl=1>)

Step 3:

Now **Sign Out**. Then find the “**Administrator**” account on the bottom left.





(<https://i0.wp.com/www.wiknix.com/wp-content/uploads/2015/08/Sign-out-from-account.png?ssl=1>).

Step 4:

Now click and **sign in on Administrator account**. It takes time to setting up apps.

Step 5:

Now find your Software or .exe that you want to install.

Step 6:

Voila! The error is gone. The software or .exe also available on your Administrator account, so don't worry about it.

own Administrator account too, so don't worry about it.

Step 7:

After installing your software, now **sign out from Administrator account** and sign-in again to your Original Account.

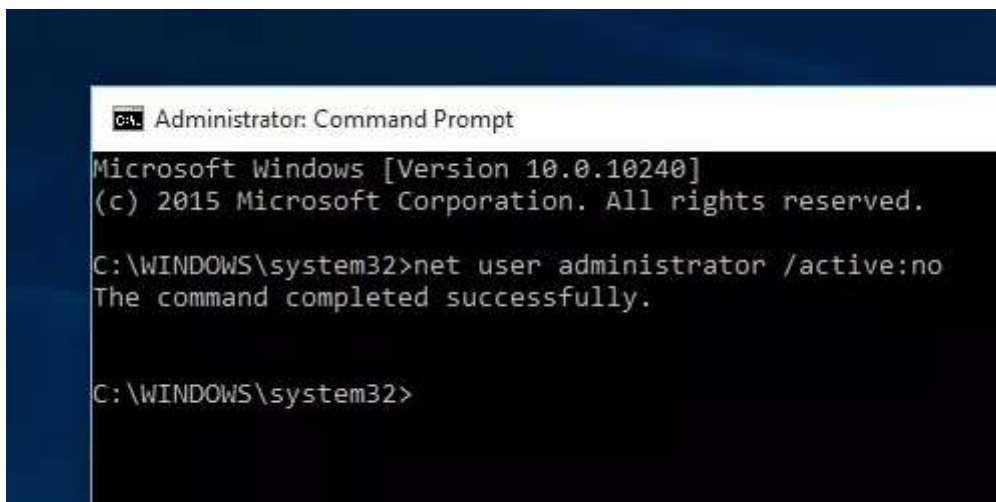
Step 8:

That's it, now check out the software or app that was installed on "hidden Administrator" account.

Step 9:

Now **it's time to Disable Hidden Administrator Account**. Open **Command prompt (Admin)** and type below command,

net user administrator /active:no



```
Administrator: Command Prompt
Microsoft Windows [Version 10.0.10240]
(c) 2015 Microsoft Corporation. All rights reserved.

C:\WINDOWS\system32>net user administrator /active:no
The command completed successfully.

C:\WINDOWS\system32>
```

(<https://i0.wp.com/www.wiknix.com/wp-content/uploads/2015/08/net-user-administrator-active-no.png?ssl=1>)

That's it.

The Problem is Solved.

Find the **best software for students** (<http://amzn.to/2sJ7XQt>) and college here.

Conclusion

There are many Windows 10 users are fascinating **This app has been blocked for your protection error** and there is no proper solution available on the web. This solution is the first solution of this error occurs in Windows 10. So if this post solved your problem then **something say about this post** in comment box, that will helps other visitors.

Comments

GMJ

NOVEMBER 22, 2017 AT 12:09 AM ([HTTPS://WWW.WIKNIX.COM/SOLVED-THIS-APP-HAS-BEEN-BLOCKED-FOR-YOUR-PROTECTION/COMMENT-PAGE-7/#COMMENT-284437](https://www.wiknix.com/solved-this-app-has-been-blocked-for-your-protection/comment-page-7/#comment-284437))

Thanks a lot. Problem is solved..

REPLY ([HTTPS://WWW.WIKNIX.COM/SOLVED-THIS-APP-HAS-BEEN-BLOCKED-FOR-YOUR-PROTECTION/?REPLYTOCOM=284437#RESPOND](https://www.wiknix.com/solved-this-app-has-been-blocked-for-your-protection/?replytocom=284437#respond))

Cary Hawkins

OCTOBER 13, 2017 AT 9:32 PM ([HTTPS://WWW.WIKNIX.COM/SOLVED-THIS-APP-HAS-BEEN-BLOCKED-FOR-YOUR-PROTECTION/COMMENT-PAGE-7/#COMMENT-281046](https://www.wiknix.com/solved-this-app-has-been-blocked-for-your-protection/comment-page-7/#comment-281046))

Thank you very much worked for me.

REPLY ([HTTPS://WWW.WIKNIX.COM/SOLVED-THIS-APP-HAS-BEEN-BLOCKED-FOR-YOUR-PROTECTION/?REPLYTOCOM=281046#RESPOND](https://www.wiknix.com/solved-this-app-has-been-blocked-for-your-protection/?replytocom=281046#respond))

Darren

AUGUST 25, 2017 AT 4:35 PM ([HTTPS://WWW.WIKNIX.COM/SOLVED-THIS-APP-HAS-BEEN-BLOCKED-FOR-YOUR-PROTECTION/COMMENT-PAGE-7/#COMMENT-276210](https://www.wiknix.com/solved-this-app-has-been-blocked-for-your-protection/comment-page-7/#comment-276210))

This worked spot on for my problem with allshare and was so easy to follow .

Thanks to Jay ... He is the man

REPLY ([HTTPS://WWW.WIKNIX.COM/SOLVED-THIS-APP-HAS-BEEN-BLOCKED-FOR-YOUR-PROTECTION/?REPLYTOCOM=276210#RESPOND](https://www.wiknix.com/solved-this-app-has-been-blocked-for-your-protection/?replytocom=276210#respond))

R@k\$h

AUGUST 25, 2017 AT 8:37 AM (HTTPS://WWW.WIKNIX.COM/SOLVED-THIS-APP-HAS-BEEN-BLOCKED-FOR-YOUR-PROTECTION/COMMENT-PAGE-7/#COMMENT-276184)

Yes, It Works but, if you are not good in using the command line interface.

Press Win+R and a Run option popups.

Then the run command type ' lusrmgr.msc '

Then in the user option you can see that the administrator will be disabled, including guest and others.

In order to enable Administrator : double click on administrator. And uncheck the last option of Account is Disabled at last.

After this logout and login as administrator account and install.

Later if you need to disable this account follow the same procedure again and disable it

REPLY (HTTPS://WWW.WIKNIX.COM/SOLVED-THIS-APP-HAS-BEEN-BLOCKED-FOR-YOUR-PROTECTION/?REPLYTOCOM=276184#RESPOND)

« Older Comments (https://www.wiknix.com/solved-this-app-has-been-blocked-for-your-protection/comment-page-6/#comments)